

Register for Odyssey eFileLL

1. Visit: <https://illinois.tylerhost.net/ofsw eb>





Court Information

Welcome to the Illinois eFiling site...

Counties going live soon...

1st Appellate District, 2nd Appellate District, 3rd Appellate District, 4th Appellate District, 5th Appellate District, Adams, Alexander, Carroll, Champaign, Christian, Coles, Cumberland, Effingham, Gallatin, Greene, Hamilton, Hardin, Iroquois, Jersey, Jo Daviess, Kankakee, LaSalle, Livingston, Morgan, Pike, Saline, Stephenson, Supreme Court, Vermillion, Washinnton Wayne White Williamson

Actions

 Sign In  Register

Self Help

[Need Help?](#)

[FAQs](#)

[Web Training Sessions](#)

2. Click "Register"





Court Information

Welcome to the Illinois eFiling site...

Counties going live soon...

1st Appellate District, 2nd Appellate District, 3rd Appellate District, 4th Appellate District, 5th Appellate District, Adams, Alexander, Carroll, Champaign, Christian, Coles, Cumberland, Effingham, Gallatin, Greene, Hamilton, Hardin, Iroquois, Jersey, Jo Daviess, Kankakee, LaSalle, Livingston, Morgan, Pike, Saline, Stephenson, Supreme Court, Vermillion, Washinnton Wayne White Williamson

Actions

 Sign In  Register

Self Help

[Need Help?](#)

[FAQs](#)

[Web Training Sessions](#)



3. Enter your information and click "Next"



Register

User Information » Firm Information » Terms and Conditions » Complete

First Name **Middle** **Last Name**

Email Address **Password**

Security Question

Security Answer

[Next](#)

4. Mark "Register for Self-Represented Account" (Pro Se)



Register

User Information » **Firm Information** » Terms and Conditions » Complete

Registration Options

Register for a Firm Account Perfect for: - Attorneys - Firms with multiple filers - Solo Attorney Practitioners <input type="radio"/>	Register for a Self-Represented Account Perfect for: - Pro Se Filers - Process Servers - Landlords / Tenants <input type="radio"/>
---	--

[Previous](#) [Next](#)

5. Continue as “Pro Se”

The screenshot shows a web browser window with the URL <https://micosylefilehost.net/OfWeb/UserModule/Registration>. The page title is "Register" and the breadcrumb trail is "User Information > Firm Information > Terms and Conditions > Complete". Under "Registration Options", there are two panels: "Register for a Firm Account" (Perfect for: Attorneys, Firms with multiple filers, Solo Attorney Practitioners) and "Register for a Self-Represented Account" (Perfect for: Pro Se Filers). A modal dialog is displayed over the "Register for a Self-Represented Account" panel with the following text: "Before you register for a Self-Represented Account... If you are an attorney, you will want to make sure you are registering for a firm account." The dialog has two buttons: "Continue as Pro Se" (highlighted with a red arrow) and "I'm an attorney". Below the dialog, the "Contact Information" section is partially visible, including fields for Country (United States of America), Address Line 1, City, State (Click to select State), Zip Code, and Phone Number.

6. Enter “Contact Information” and click “Next”

The screenshot shows the "Register" page with the breadcrumb trail "User Information > Firm Information > Terms and Conditions > Complete". Under "Registration Options", the "Register for a Self-Represented Account" panel is selected (indicated by a target icon). The "Contact Information" section is visible, including a dropdown for Country (United States of America), a text field for Address Line 1 (containing a redacted address), text fields for City (redacted) and State (Illinois), text fields for Zip Code (redacted) and Phone Number (redacted with a clear 'X' button). At the bottom, there are "Previous" and "Next" buttons. A red arrow points to the "Next" button.

7. Click "I Agree – Create My Account"



Register

User Information » Firm Information » Terms and Conditions » Complete

Odyssey File & Serve Usage Agreement

Welcome to the online services of Tyler Technologies for the State of Illinois. Please read this Agreement carefully. It governs Your access to and use of the Odyssey File & Serve application through the Tyler Technologies Internet Site. Your use of the Tyler Technologies Site and/or other Tyler products is conditioned upon Your acceptance of this Agreement. By clicking on the "I Accept" button, You are agreeing to be legally bound by all of the terms and conditions of this Agreement. If You are acting as an employee, You agree that this Agreement will bind Your employer and that You are authorized to do so. As used in this Agreement, "You" or "Your" includes You and Your employer.

- Section 1. Definitions
- Section 2. License; Restrictions on Use
- Section 3. Access to the Tyler Internet Site
- Section 4. Limitations on Use
- Section 5. Fee Schedule
- Section 6. Proprietary Rights
- Section 7. Disclaimers and Limitations
- Section 8. Your Warranties and Indemnification
- Section 9. Limitations of Liability
- Section 10. Arbitration
- Section 11. Miscellaneous

Section 1. Definitions

The following terms have the following meanings in this Agreement: "Authorized User" means any of Your employees, agents, independent contractors or consultants who agree to be bound by the terms and conditions of this Agreement and who are authorized or otherwise designated or permitted by You to access and use the Tyler Services pursuant to the License. "E-Document" refers to any document or discrete compilation of text and/or graphical information in electronic form suitable for submission into the Odyssey File & Serve program. "Enhancement" means any correction, modification, customization, revision, enhancement, improvement, update, upgrade, new release or other change that is released generally by Tyler Technologies for the Tyler Services. "Fee Schedule" means Tyler's current Fee Schedule for use of the Tyler Services, as may be altered or amended from time to time by Tyler. "Information" means the records, data, databases, documents, materials, and other information accessible through the Tyler Services. "License" means the limited license granted to You under

[Previous](#) [I Agree - Create My Account](#)

8. You will get a confirmation that you successfully registered, you will need to complete the verification process by going to the email.



Register

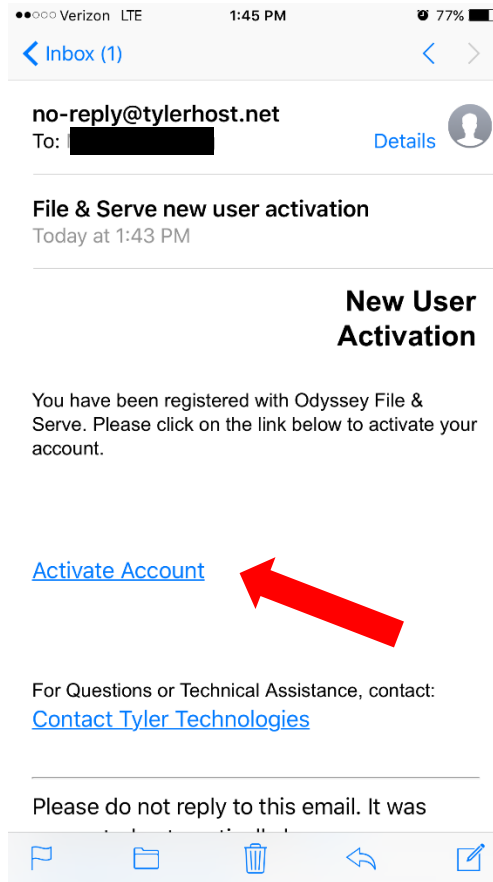
User Information » Firm Information » Terms and Conditions » Complete

Congratulations, you have successfully registered!

Email Address: [REDACTED]@icloud.com

A verification email has been sent to you. Click on the link inside your email to complete the verification process.

9. You will need to Activate Account by opening the email and click “Activate Account”



10. Activated screen will show in browser.

